



USDA Foreign Agricultural Service

# GAIN Report

Template Version 2.09

Global Agriculture Information Network

Required Report - Public distribution

**Date:** 12/7/2007

**GAIN Report Number:** LO7007

## Slovakia

### Fresh Deciduous Fruit

### Annual Report

## 2007

**Approved by:**

Quintin Gray  
AgPrague

**Prepared by:**

Jana Mikulasova

---

**Report Highlights:**

Slovak commercial apple production in 2007 dropped dramatically due to unexpected spring frosts. The frosts damaged nearly 90% of fruits in lower altitude places. As a result of the significantly reduced harvest this year, the prices of apples reached their peak and nearly doubled.

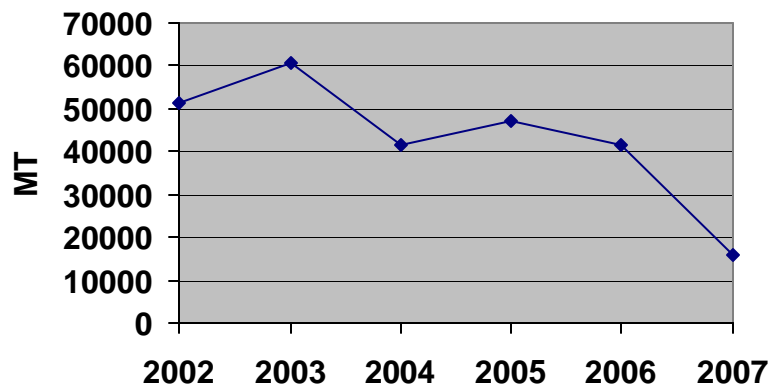
---

Includes PSD Changes: Yes  
Includes Trade Matrix: No  
Annual Report  
Prague [EZ1]  
[LO]

## Production

Commercial apple production in Slovakia is estimated very low for 2007, only at approximately 12,006 MT according to data from the Central Controlling and Testing Institute in Agriculture (UKSUP). Apple production suffered a significant drop of more than 60 %, due to reduced number of trees and mainly due to unfavorable weather conditions. Unexpected frosts occurred at the beginning of May and caused substantial damage to young fruit.

### Apple Production in Slovakia



**Figure 1:** Production of Apples in Slovakia in 2002 to 2007

In Slovakia, apple trees have around 47% of the total number of fruit trees. However, nearly half of the apple orchards in Slovakia, are 25 years old or older. The advanced age of apple orchards results in hectare yields that are considerably below the EU average.

Main apple varieties grown in Slovakia are traditional - Golden Delicious and Idared. In older orchards dominates Jonathan. Other varieties grown in Slovakia include Fuji, Gala, Braeburn, Jonagold, and Jonagored.

Other fruit grown in Slovakia are mainly plums, peaches, apricots, and pears. For actual distribution of grown fruit types see the following chart Figure 2.

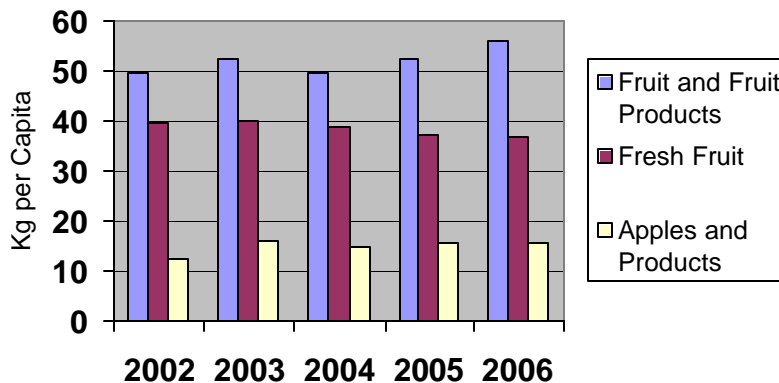


## Consumption

Consumption of processed fruit and fruit products in Slovakia has been slightly improving, however, consumption of fresh fruit has been gradually decreasing. In general, fruit consumption in Slovakia is 52.6 kg of fresh and processed fruit per capita. As usual, most of this amount, 64% are accounted for by apples with 15.5 kg per capita consumption.

Tropical fruit consumption has been slightly higher than the consumption of fresh apples and other fruits of mild climate.

### Fruit Consumption in Slovakia

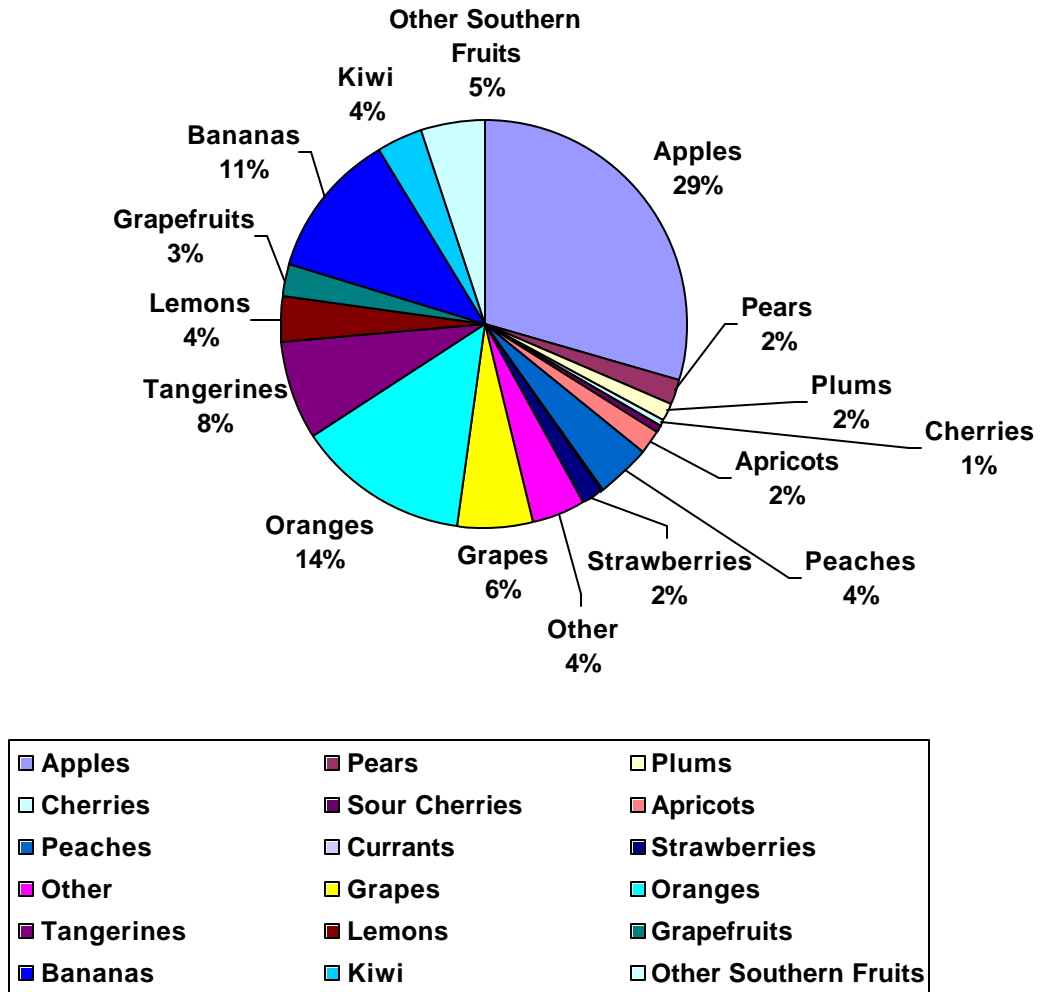


**Figure 3:** Consumption of fruit products and fresh fruit in Slovakia, in 2002 to 2006

### Consumer Preferences

Apples are the most popular fruit in Slovakia, accounting for almost one third of total fruit consumption. This is caused mainly by large availability, reasonable consumer prices and local tradition. After apples, Slovak consumers prefer oranges (14 % on total fruit consumption), bananas, citrus fruits, and table grapes. For a detailed break down of fruit consumption in Slovakia see Figure 4.

## Consumer Preferences by Per Capita Consumption in 2005



**Figure 4:** Consumer preferences in fruits in 2005

### Stocks

Apple stocks in Slovakia on October 31, 2007 totaled 5,133.4 MT. The biggest share of apple stocks are Golden Delicious varieties with 1835.1 MT, which represents over 35% of all apple stocks. Other varieties that follow are Idared, Braeburn, Jonagold and Jonagored each contributing to total stock with around a 10% share.

## Prices

<b>Country</b>	Slovakia		
<b>Commodity</b>	Apples, Fresh		
Prices in	SKK	per uom	MT
Year	2005	2006	% Change
Jan	11013	10125	-8%
Feb	11220	10600	-6%
Mar	11700	10933	-7%
Apr	11303	11000	-3%
May	12230	11000	-10%
Jun	0	0	
Jul	11490	10080	-12%
Aug	11675	10720	-8%
Sep	11111	10333	-7%
Oct	10350	10144	-2%
Nov	9950	9840	-1%
Dec	9971		-100%
Exchange Rate	22.792	Local Currency/US \$	
Date of Quote	12/7/2007	MM/DD/YYYY	

## Foreign Trade

The major trading partner for Slovakia has been traditionally the Czech Republic. However, Poland has been the main competitor to Slovak fresh fruit, specifically apples. We can also spot a growing trend in apple imports from Italy.

Slovakia Import Statistics				
Commodity: 080810, Apples, Fresh				
Calendar Year: 2004 - 2006				
Partner Country	Unit	Thousands Quantity		
		2004	2005	2006
World	MT	29	32	33
Italy	MT	3	5	9
Poland	MT	20	10	7
Czech Republic	MT	3	8	6
Austria	MT	1	3	5
Netherlands	MT	0	1	2
Belgium	MT	1	2	1
Germany	MT	0	1	1
Hungary	MT	1	2	1
Spain	MT	0	0	1

Slovakia Import Statistics				
Commodity: 080810, Apples, Fresh				
Year To Date: January - August				
Partner Country	Unit	Thousands Quantity		
		2005	2006	2007
World	MT	25	27	26
Italy	MT	4	8	6
Poland	MT	8	5	6
Czech Republic	MT	6	4	4
Belgium	MT	2	1	3
Austria	MT	2	4	2
Germany	MT	1	1	2
Hungary	MT	1	1	1
Netherlands	MT	0	2	1
Slovenia	MT	0	0	1
Spain	MT	0	1	0

<b>Slovakia Export Statistics</b>				
Commodity: 080810, Apples, Fresh				
Calendar Year: 2004 - 2006				
Partner Country	Unit	Thousands Quantity		
		2004	2005	2006
World	MT	2	8	14
Czech Republic	MT	1	6	9
Russia	MT	0	1	2
Austria	MT	0	0	1
Italy	MT	1	0	1
Ukraine	MT	0	0	0

<b>Slovakia Export Statistics</b>				
Commodity: 080810, Apples, Fresh				
Year To Date: January - August				
Partner Country	Unit	Thousands Quantity		
		2005	2006	2007
World	MT	4	10	10
Czech Republic	MT	3	7	6
Hungary	MT	0	0	2
Russia	MT	0	2	0

## Policy

There is an import license needed to import apples into EU member states. Detailed information on the apple import licenses you will find in the GAIN report number E36009 EU Import License System for Apples, available at <http://www.fas.usda.gov/gainfiles/200601/146176623.pdf> .

In 2006, no request for apple import licenses was sent to the Slovak Agricultural Paying Agency. No Slovak farmers requested licenses for export.

## Sources

*Situation and Outlook Report Fruits, December 31, 2006, Research Institute of Agricultural and Food Economics, [www.vuepp.sk](http://www.vuepp.sk)*

*Global Trade Atlas, [www.gta.com](http://www.gta.com)*

*Ministry of Agriculture of the Slovak Republic, Agricultural Paying Agency, Central Controlling and Testing Institute in Agriculture*